



Parent Guide – Compass - Insights

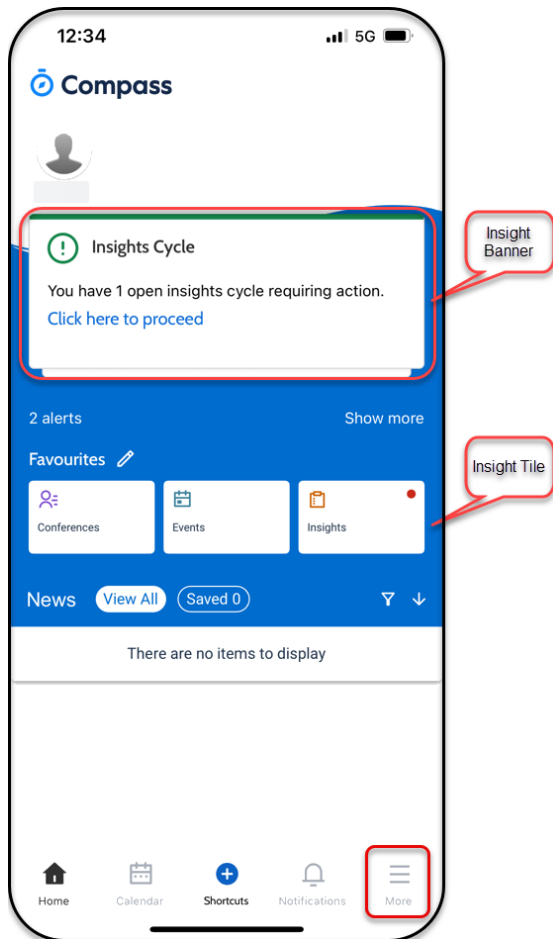
The insights module is used to gather parent and student consent/confirmation in regard to the school's policy and procedures. Insights can be accessed on the Compass APP or in the browser.

These instructions will assist you to access Insights in the Compass APP or the Schools Compass portal in a browser.

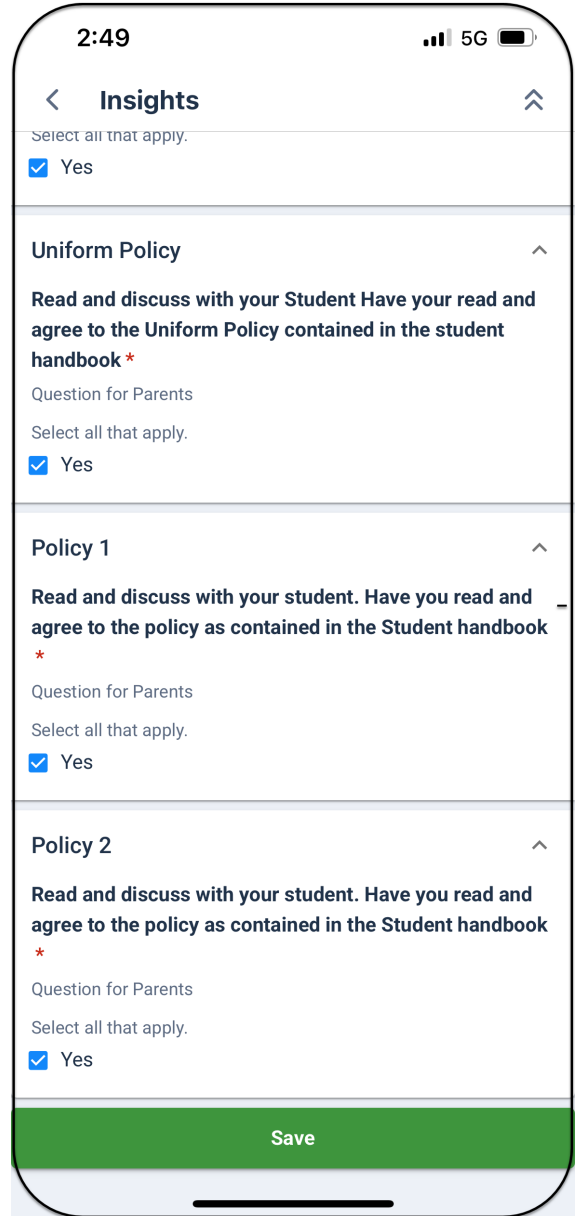
Access Insights in the Compass APP

From the Compass App home page, you can access the Insights cycle using the Insights banner or the Insights tile.

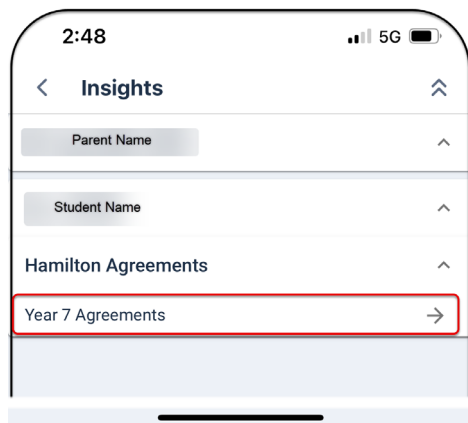
Note: The insights tile can also be accessed via the “More” function.



Complete as required. When all mandatory questions have been answered the Save button will become available.



Select the required cycle.



Access Insights in the School's Compass Browser

What will you need: School's Compass URL
Your Compass username and password.

Once signed in you will see an insight banner will be on display on the home page, if there is an insight cycle associated with your student.

1. Click on the Insight Banner
2. Select the required Insight cycle you have been requested to complete.
3. Complete all questions and save your responses.

